



---

**American Boer Goat Association  
Breed Standards**

**General Introduction:**

Presented in this document are the Breed Standards by which the American Boer Goat Association evaluates all Boer Goats cataloged within its registry. These standards are an ***Ideal of Perfection***; a goal to strive towards and attempt to achieve. The ABGA Breed Standards, as well as all pictures and information provided on the ABGA Website, are tools to be used by breeders to help them improve their own breeding programs and work towards this ***Ideal of Perfection***.

<b>I. Percentage Does</b> .....	<b>3</b>
A. Head.....	3
B. Neck and Forequarters.....	4
C. Body.....	5
D. Hindquarters.....	5
E. Feet and Legs.....	6
F. Skin and Coverings.....	7
G. Reproductive Organs .....	7
H. Coloration .....	8
<b>II. Fullblood Does</b> .....	<b>8</b>
A. Head.....	8
B. Neck and Forequarters.....	9
C. Body.....	10
D. Hindquarters.....	10
E. Feet and Legs.....	11
F. Skin and Coverings.....	12
G. Reproductive Organs .....	12
H. Coloration .....	13
<b>III. Fullblood Bucks</b> .....	<b>14</b>
A. Head.....	14
B. Neck and Forequarters.....	15
C. Body.....	16
D. Hindquarters.....	16

E.	<i>Feet and Legs</i> .....	17
F.	<i>Skin and Coverings</i> .....	18
G.	<i>Reproductive Organs</i> .....	18
H.	<i>Coloration</i> .....	19
<b>IV.</b>	<b>Percentage Bucks</b> .....	<b>19</b>
A.	<i>Head</i> .....	19
B.	<i>Neck and Forequarters</i> .....	20
C.	<i>Body</i> .....	21
D.	<i>Hindquarters</i> .....	21
E.	<i>Feet and Legs</i> .....	22
F.	<i>Skin and Coverings</i> .....	23
G.	<i>Reproductive Organs</i> .....	23
H.	<i>Coloration</i> .....	24
<b>V.</b>	<b>American Boer Goat Association Teeth Eruption Diagram</b> .....	<b>24</b>
<b>VI.</b>	<b>American Boer Goat Association Teat Chart</b> .....	<b>25</b>

## I. Percentage Does

### A. Head

1. A Percentage doe should have a prominent, strong head with brown eyes that give a soft, gentle look to the face. They should not have an untamed or wild look. A Percentage doe should exhibit an Ennobled, Roman nose consisting of a gentle curve, wide nostrils, and a well-formed mouth with well-opposed jaws. Percentage does should have a feminine appearance about their heads.
2. The forehead should be prominent and form an even curve linking the nose and horns.
3. Horns, if present, should be: dark, round, strong, of moderate length, positioned well apart, and have a gradual backward curve before turning outward symmetrically.
  - a. In the cases of a broken horn due to a naturally occurring accident (fighting with other animals, head getting stuck, etc.) where the other horn is still intact, no discrimination is to be placed upon the animal.
  - b. If both horns get broken but one or both are showing signs of regrowth and repair, no discrimination is to be placed upon the animal.
4. The horns, if present, should be well spaced from the back of the neck to allow for full range of motion, without rubbing the neck at maturity.
5. Percentage does may be polled (hornless) or have disbudded horns.
6. Ears should be smooth and pendulous with no folds or pinches at the base of the ear canal, and with enough length to lay smoothly against the head without interfering with the eye.
  - a. In the case of one or both ears of the animal being short due to a naturally occurring accident (frostbite, dog attacks, etc.), and neither ear exhibits any other disqualifying factors at the ear canal, the animal is not to be discriminated against.
7. The front of the upper dental pad must touch all incisors, at any point on the tooth above the gum, until the goat is 24 months of age.
8. After 24 months of age, an allowance of up to  $\frac{1}{4}$  of an inch beyond the upper dental pad is permitted for incisor teeth.
9. A bite and jaw that fit correctly are still preferred.
10. Teeth must erupt in the proper sequential order.
11. Deciduous (baby) teeth that have been shed prior to the eruption of permanent teeth are not to be discriminated against.
12. Deciduous teeth that have not yet been shed, before the corresponding permanent tooth is fully in place, are not to be discriminated against.
13. There should be no more than 8 permanent incisors present in the goat's mouth; unless there is a deciduous (baby) tooth still present as a result of the natural shedding process that has yet to fall out.
14. The first two incisors should be erupted by no later than 24 months of age.

15. **Faults:**
  - a. Dished or concave forehead/face
  - b. Bulging or wild eyes
  - c. Flat, straight, or wild type horns (elevated too far off the back of the head/neck)
  - d. Horns positioned too close together
  - e. Horns that grow too close/tight to the head or neck
  - f. Jaw too pointed
  - g. Shallow lower jaw
  - h. Twisted, crooked, or overlapping permanent teeth
16. **Disqualifications:**
  - a. Wry or twisted face
  - b. Cleft palate
  - c. Blue eyes
  - d. Ear folded lengthwise (from the top at the ear canal, down to the tip)
  - e. Ear crimped or narrowed at the base (ear canal)
  - f. Elf or Gopher Ears
  - g. Shortened lower jaw (parrot mouth)
  - h. The front of the upper dental pad does not touch all incisors at any point on the teeth above the gums, prior to 24 months of age
  - i. Incisor teeth protruding more than  $\frac{1}{4}$  of an inch beyond the upper dental pad, after 24 months of age
  - j. Teeth not erupting in proper sequential order or position
  - k. More than 8 incisors when additional teeth are not the result of the natural shedding process of deciduous (baby) teeth
17. Any extreme occurrence of an above-mentioned fault

## **B. Neck and Forequarters**

1. The neck should be of moderate length and in proportion to the overall length of the goat's body.
2. Percentage does should exhibit a feminine neck that blends smoothly into the top and front of the shoulders and the brisket.
3. Shoulders should be fleshy and proportional to the body, without excessive looseness or protrusion of the shoulder blades.
4. The top of the shoulders should be broad, well rounded, and not come to a point.
5. The forequarters should be well muscled and blend smoothly into the knee.
6. **Faults:**
  - a. Neck too short, too long, or too thin
  - b. Excessive movement/looseness in the shoulder blades
  - c. Sternum protruding excessively in the brisket
  - d. Chest too narrow, too shallow, or too wide to the point that it causes the point of the elbow to be separated from the body
  - e. Excessive deposits of fat in the brisket area (wasty brisket)
7. **Disqualifications:**
  - a. Any extreme occurrence of an above-mentioned fault.

### C. Body

1. The body should be boldly three-dimensional, exhibiting excellent length of loin, depth of body, and width across the entire topline.
2. Percentage does should possess a wedge shape (feminine wedge) that is deeper at the flank and becomes gradually shallower as you move forward to the heart girth.
  - a. This is an indication of body capacity sufficient to carry multiple kids while also maintaining adequate rumen function.
3. The heart girth should provide ample respiratory capacity and should not appear pinched when viewed from the side or top.
4. Ribs should be well sprung.
5. The loin should be well muscled, wide, deep, and long.
6. The top line should be level throughout with an abundance of muscle from the top of the shoulders through the front of the hip.
7. Animals should exhibit adequate body conditioning relative to their age and stage of production but not be extremely thin or show accumulation of excessive fat deposits.
8. **Faults:**
  - a. Swayback
  - b. A break/excessive dip in the top line behind the shoulders
  - c. Narrow/poorly sprung rib shape
  - d. Inadequate muscling through the back and loin
  - e. Pinched heart girth
  - f. Inadequate depth/capacity in the flank (tube shaped)
  - g. Excessive fat deposits
9. **Disqualifications:**
10. An extreme occurrence of an above-mentioned fault

### D. Hindquarters

1. A Percentage doe's hip should be broad and long with a gentle slope from the hooks to the pin bones, while exhibiting adequate width for kidding.
2. The base of the tail must be centered and straight.
  - a. The remainder of the tail may curve upward or to one side.
3. The area of the rear legs between the pin bones and down through the inner thigh should be well muscled, deep, full, and firm.
4. Both the inner and outer thighs should be deep, wide, and muscular.
5. There should be ample muscling extending beyond the stifle towards the hock.

6. **Faults:**

- a. Hip (hooks to pins) too steep
- b. Hip (hooks to pins) too level
- c. Lack of length through the hip (hooks to pins)
- d. Lack of width across the hip (hooks to pins)
- e. Lack of muscling
- f. Excessive deposits of fat (typically around the tail head of behind the elbow)

7. **Disqualifications:**

- a. Wry tail

8. Any extreme occurrence of an above-mentioned fault

**E. Feet and Legs**

1. The legs should be strong, well placed, and in proportion to the depth of body of the animal.
2. The legs should be well jointed and smoothly blended, allowing for ease of movement and soundness over a long, productive life.
3. Legs and hooves should exhibit adequate bone and size in proportion to the overall size of the animal, neither appearing too thick or too thin.
4. The front legs should be straight: the point of the shoulder, knee, pastern, and hoof should form a straight imaginary line from the point of the shoulder to the toe of the foot while viewing from the front of the animal.
5. The rear leg should form an imaginary line from the pin bone, down to the hock, and dropping down to the dewclaw when viewed from the side or rear of the animal.
6. Pasterns should be strong and of medium length with enough angulation to allow free, easy movement, but should not be soft or weak.
7. Hooves should be well-formed, as dark as possible, and point directly forward when viewed.

8. **Faults:**

- a. Any deformities or abnormalities in the structure of the feet or legs
  - i. Knock knees
  - ii. Buck knees
  - iii. Calf knees
  - iv. Bowlegs
  - v. Pastern too short
  - vi. Pastern too long

9. Sickie hocked

- i. Post Legged
- ii. Straight shouldered
- b. Any deformities or abnormalities in the hooves
- c. Legs that are too straight
- d. Legs that are too weak
- e. Legs lacking sufficient bone/size in proportion to the animal's body
- f. Hooves pointing inward or outward
- g. Splayed toes

**10. Disqualifications:**

- a. Any foot or leg fault that adversely affect the animal's gait or causes lameness
- b. Pasterns too weak or "down" while on the move or standing.

11. Any extreme occurrence of an above-mentioned fault.

**F. Skin and Coverings**

1. No preference should be given to any hair type
2. Percentage Does less than 6 months of age are required to have at least 50% pigmentation on the hairless area under the tail.
3. This includes around the anus and vulva.
4. 100% pigmentation is preferred.
5. Percentage Does 6 months of age and older are required to have at least 75% pigmentation on the hairless area under the tail.
6. This includes around the anus and vulva.
7. 100% pigmentation is preferred.

**8. Faults:**

9. Excessive skin on the neck and under the jaw, resulting in the animal having a less clean/feminine appearance.

**10. Disqualifications:**

- a. Does under 6 months of age with less than 50% pigmentation on the hairless area under the tail
- b. Does 6 months of age and older with less than 75% pigmentation on the hairless area under the tail

**G. Reproductive Organs**

1. Does should have a well-formed udder with good fore and rear attachment: The udder should be well supported throughout the productive life of the doe, with the floor of the udder at or above the level of the hocks.
2. It is important that the udder is constructed so that the offspring can nurse unassisted.
3. Ideal teat structures consist of either one or two, well separated, functional teats on each half of the udder.
4. Acceptable teat structures consist of no more than two functional teats per side and may include:
5. One or more non-functional teats with no more than one additional non-functional teat or protrusion attached to the main teat, as long as it does not interfere with or prevent nursing.
6. A split teat with two distinctly separate teats and orifices, when at least 50% of the body of the teat is separated.
7. Counts as two functional teats per side allowed.
8. Only one of the two functional teats per side can contain two milk channels (Double Orifice) with a smooth or rounded end, and with no sign of a dimple or division between the orifices.
9. Refer to the Teat Diagram and pictures for additional information on teat structures.
10. Does must have kidded or show evidence of visible udder formation consistent with late-term pregnancy by 24 months of age.

**11. Faults:**

- a. Infantile or underdeveloped vulva by 24 months of age
- b. Udder and teat abnormalities or defects
- c. Poorly attached or pendulous udder

**12. Disqualifications:**

- a. Any udder or teat structure that prevents a newborn kid from nursing unassisted
- b. More than two functional teats on one half of the udder
- c. Split teat when less than 50% of the body of the teat is separated
- d. Additional, functional teat(s) attached to the main teat
- e. More than two milk channels in one teat
- f. Bulbous teats
- g. A doe that has not kidded, nor is showing evidence of visible udder formation consistent with late-term pregnancy, by 24 months of age

**13. Any extreme occurrence of an above-mentioned fault**

**H. Coloration**

1. The traditional Boer goat is white bodied with a red head, but no preference is given to any hair color.

**II. Fullblood Does**

**A. Head**

1. A Fullblood doe should have a prominent, strong head with brown eyes that give a soft gentle look to the face. They should not have an untamed or wild look. A Fullblood doe should exhibit a Roman nose consisting of a gentle curve, wide nostrils, and a well-formed mouth with well-opposed jaws. Fullblood does should have a feminine appearance about their heads.
2. The forehead should be prominent and form an even curve linking the nose and horns.
3. Horns should be: dark, round, strong, of moderate length, positioned well apart, and have a gradual backward curve before turning outward symmetrically.
4. In the cases of a broken horn due to a naturally occurring accident (fighting with other animals, head getting stuck, etc.) where the other horn is still intact, no discrimination is to be placed upon the animal.
5. If both horns get broken but one or both are showing signs of regrowth and repair, no discrimination is to be placed upon the animal.
6. The horns should be well spaced from the back of the neck to allow for full range of motion, without rubbing the neck at maturity.
7. Ears should be smooth and pendulous with no folds or pinches at the base of the ear canal, and with enough length to lay smoothly against the head without interfering with the eye.
  - a. In the case of one or both ears of the animal being short due to a naturally occurring accident (frostbite, dog attacks, etc.), and neither ear exhibits any other disqualifying factors at the ear canal, the animal is not to be discriminated against.

8. The front of the upper dental pad must touch all incisors, at any point on the tooth above the gum, until the goat is 24 months of age.
9. After 24 months of age, an allowance of up to  $\frac{1}{4}$  of an inch beyond the upper dental pad is permitted for incisor teeth.
  - a. A bite and jaw that fit correctly are still preferred
10. Teeth must erupt in the proper sequential order.
11. Deciduous (baby) teeth that have not been shed, prior to the eruption of permanent teeth are not to be discriminated against.
12. Deciduous teeth that have not yet been shed, before the corresponding permanent tooth is fully in place, are not to be discriminated against.
13. There should be no more than 8 permanent incisors present; unless there is a deciduous tooth still present as a result of the natural shedding process.
14. The first two incisors should erupt by no later than 24 months of age.

**15. Faults:**

- a. Dished or concave forehead/face
- b. Bulging or wild eyes
- c. Flat, straight, or wild type horns (elevated too far off the back of the head/neck)
- d. Horns positioned too close together
- e. Horns that grow too close/tight to the head or neck
- f. Erect or airplane ears
- g. Jaw too pointed
- h. Shallow lower jaw
- i. Twisted, crooked, or overlapping permanent teeth

**16. Disqualifications:**

- a. Wry or twisted face
- b. Cleft palate
- c. Blue eyes
- d. Naturally polled
- e. Dehorned
- f. Ear folded lengthwise (from the top at the ear canal, down to the tip)
- g. Ear crimped or narrowed at the base (ear canal)
- h. Elf or gopher ears
- i. Shortened lower jaw (parrot mouth)
- j. The front of the upper dental pad does not touch all incisors at any point on the teeth above the gums, prior to 24 months of age
- k. Incisor teeth protruding more than  $\frac{1}{4}$  of an inch beyond the upper dental pad, after 24 months of age
- l. Teeth not erupting in proper sequential order or position
- m. More than 8 incisors when additional teeth are no the result of the natural shedding process of deciduous (baby) teeth

**17. Any extreme occurrence of an above-mentioned fault**

**B. Neck and Forequarters**

1. The neck should be of moderate length and in proportion to the overall length of the goat's body.

2. Fullblood does should exhibit a feminine neck that blends smoothly into the top and front of the shoulders and the brisket.
3. Shoulders should be fleshy and proportional to the body, without excessive looseness or protrusion of the shoulder blades.
4. The top of the shoulders should be broad, well rounded, and not come to a point.
5. The forequarters should be well muscled and blend smoothly into the knee.
6. **Faults:**
  - a. Neck too short, too long, or too thin
  - b. Excessive movement/looseness in the shoulder blades
  - c. Sternum protruding excessively in the brisket
  - d. Chest too narrow, too shallow, or too wide to the point that it causes the point of the elbow to be separated from the body
  - e. Excessive deposits of fat in the brisket area.
7. **Disqualifications:**
8. An extreme occurrence of an above-mentioned fault

### C. Body

1. The body should be boldly three-dimensional, exhibiting excellent length of loin, depth of body, and width across the top line all the way back from the hooks to the pins.
2. Fullblood does should possess a wedge shape (feminine wedge) that is deeper at the flank and becomes gradually shallower as you move forward to the heart girth.
3. This is an indication of body capacity sufficient to carry multiple kids while also maintaining adequate rumen function.
4. The heart girth should provide ample respiratory capacity and should not appear pinched when viewed from the side or top.
5. Ribs should be well sprung.
6. The loin should be well muscled, wide, deep, and long.
7. The top line should be level throughout with an abundance of muscle from the top of the shoulders through the front of the hip.
8. Animals should exhibit adequate body conditioning relative to their age and stage of production, but not extremely thin or show accumulation of excessive fat deposits.
9. **Faults:**
  - a. Swayback
  - b. A break/excessive dip in the top line behind the shoulders
  - c. Narrow/poorly sprung rib shape
  - d. Inadequate muscling through the back and loin
  - e. Pinched heart girth
  - f. Inadequate depth/capacity in the flank (tube shaped)
  - g. Excessive fat deposits
10. **Disqualifications:**
  - a. An extreme occurrence of any of the above-mentioned faults

### D. Hindquarters

1. A Fullblood doe's hip should be broad and long with a gentle slope from the hooks to the pin bones, while exhibiting adequate width for kidding.
2. The base of the tail must be centered and straight.
3. The remainder of the tail may curve upward or to one side.
4. The area of the rear legs between the pin bones and down through the inner thigh should be well muscled, deep, full, and firm.
5. Both inner and outer thighs should be deep, wide, and muscular.
6. There should be ample muscling extending beyond the stifle towards the hock.
7. **Faults:**
  - a. Hip (hooks to pins) too steep
  - b. Hip (hooks to pins) too level
  - c. Lack of length through the hip (hooks to pins)
  - d. Lack of width across the hip (hooks to pins)
  - e. Lack of muscling
  - f. Excessive deposits of fat (typically around the tail head)
8. **Disqualifications:**
  - a. Wry tail
9. An extreme occurrence of an above-mentioned fault

#### **E. Feet and Legs**

1. The legs should be strong, well placed, and in proportion with the depth of body of the animal.
2. The legs should be well jointed and smoothly blended, allowing for ease of movement and soundness over a long, productive life.
3. Legs and hooves should exhibit adequate bone and size in proportion to the overall size of the animal, neither appearing too thick or too thin.
4. The front legs should be straight: the point of the shoulder, knee, pastern, and hoof should form a straight imaginary line from the point of the shoulder to the toe of the foot while viewing from the front of the animal.
5. The rear leg should form an imaginary line from the pin bone, down to the hock, and dropping down to the dewclaw when viewed from the side or rear of the animal.
6. Pasterns should be strong and of medium length with enough angulation to allow free, easy movement, but should not be soft or weak.
7. Hooves should be well formed, as dark as possible, and point directly forward when viewed.
8. **Faults:**
  - a. Any deformities or abnormalities in the structure of the feet or legs
    - i. Knock knees
    - ii. Buck knees
    - iii. Calf knees
    - iv. Bowlegs
    - v. Pastern too short
    - vi. Pastern too long
    - vii. Sickie hocked
    - viii. Post legged (too straight in the hocks)

- ix. Straight shouldered
- b. Any deformities or abnormalities in the hooves
- c. Legs that are too straight
- d. Legs that are too weak
- e. Legs lacking sufficient bone/size in proportion to the animal's body
- f. Hooves pointing inward or outward
- g. Splayed toes
- 9. **Disqualifications:**
  - a. Any foot or leg fault that adversely affects the animal's gait or causes lameness
  - b. Pasterns too weak or "down" while on the move or standing.
- 10. An extreme occurrence of an above-mentioned fault

#### **F. Skin and Coverings**

- 1. No preference should be given to any hair type
- 2. Fullblood Does less than 6 months of age are required to have at least 50% pigmentation on the hairless area under the tail.
- 3. This includes around the anus and vulva.
- 4. 100% pigmentation is preferred.
- 5. Fullblood Does 6 months of age and older are required to have at least 75% pigmentation on the hairless area under the tail.
- 6. This includes around the anus and vulva.
- 7. 100% pigmentation is preferred.
- 8. **Faults:**
  - a. Excessive skin on the neck and under the jaw resulting in the animal having a less clean/feminine appearance
- 9. **Disqualifications:**
  - a. Does under 6 months of age with less than 50% pigmentation on the hairless area under the tail
  - b. Does 6 months of age and older with less than 75% pigmentation on the hairless area under the tail

#### **G. Reproductive Organs**

- 1. Does should have a well-formed udder with good fore and rear attachment: The udder should be well supported throughout the productive life of the doe, with the floor of the udder at or above the level of the hocks.
- 2. It is important that the udder is constructed so that the offspring can nurse unassisted.
- 3. Ideal teat structures consist of either one or two, well separated, functional teats on each half of the udder.
- 4. Acceptable teat structures consist of no more than two functional teats per side and may include:
- 5. One or more non-functional teat with no more than one additional non-functional teat or protrusion attached to the main teat, as long as it does not interfere with or prevent nursing.
- 6. A split teat with two distinctly separate teats and orifices, when at least 50% of the body of the teat is separated.

7. Counts as two functional teats per side allowed.
8. Only one of the two functional teats per side can contain two milk channels (Double Orifice) with a smooth or rounded end, and with no sign of a dimple or division between the orifices.
9. Refer to the TEAT DIAGRAM and pictures for additional information on teat structures.
10. Does must have kidded or show evidence of visible udder formation consistent with late-term pregnancy by 24 months of age
11. **Faults:**
  - a. Infantile or underdeveloped vulva by 24 months of age
  - b. Udder and teat abnormalities or defects
  - c. Poorly attached or pendulous udder
12. **Disqualifications:**
  - a. Any udder or teat structure that prevents a newborn kid from nursing unassisted
  - b. More than two functional teats on one half of the udder
  - c. Split teat when less than 50% of the body of the teat is separated
  - d. Additional, functional teat(s) attached to the main teat
  - e. More than two milk channels in one teat
  - f. Bulbous teats
  - g. A doe that has not kidded, nor is showing evidence of visible udder formation consistent with late-term pregnancy, by 24 months of age
13. An extreme occurrence of an above-mentioned fault

#### **H. Coloration**

1. The traditional Boer goat is white bodied with a red head, but no preference is given to any hair color.

### **III. Fullblood Bucks**

#### **A. Head**

1. A Fullblood buck should have a prominent, strong head with brown eyes that give a soft, gentle look to the face. They should not have an untamed or wild look. A Fullblood buck should exhibit an ennobled, Roman nose consisting of a gentle curve, wide nostrils, and a well-formed mouth with well-opposed jaws. Fullblood bucks should have a strong, masculine appearance around their heads.
2. The forehead should be prominent and form an even curve linking the nose and horns.
3. Horns should be dark, round, strong, of moderate length, positioned well apart, and have a gradual backward curve before turning outward symmetrically.
  - a. In the cases of a broken horn due to a naturally occurring accident (fighting with other animals, head getting stuck, etc.) where the other horn is still intact, no discrimination is to be placed upon the animal.
  - b. If both horns get broken but one or both are showing signs of regrowth and repair, no discrimination is to be placed upon the animal.
4. The horns should be well spaced from the back of the neck to allow for full range of motion, without rubbing the neck at maturity.
5. Ears should be smooth and pendulous with no folds or pinches at the base of the ear canal, (horizontally folded ear tips are acceptable), and with enough length to lay smoothly against the head without interfering with the eye.
  - a. In the case of one or both ears of the animal being short due to a naturally occurring accident (frostbite, dog attacks, etc.), and neither ear exhibits any other disqualifying factors at the ear canal, the animal is not to be discriminated against.
6. The front of the upper dental pad must touch all incisors, at any point on the tooth above the gum, until the goat is 24 months of age.
7. After 24 months of age, and allowance of up to  $\frac{1}{4}$  of an inch beyond the upper dental pad is permitted for incisor teeth.
  - a. A bite and jaw that fit correctly are still preferred, however.
8. Teeth must erupt in the proper sequential order.
9. Deciduous (baby) teeth that have been shed prior to the eruption of permanent teeth are not to be discriminated against.
  - a. Deciduous-teeth that have not yet been shed, before the corresponding permanent tooth is fully in place, are not to be discriminated against.
10. There should be no more than 8 permanent incisors present; unless there is a deciduous tooth still present as a result of the natural shedding process that has yet to fall out.
11. The first two incisors should be erupted by no later than 24 months of age.

12. **Faults:**

- a. Dished or concave forehead/face
- b. Bulging or wild eyes
- c. Flat, straight, or wild type horns (elevated too far off the back of the head/neck)
- d. Horns positioned too close together
- e. Horns that grow too close/tight to the head or neck
- f. Erect or airplane ears
- g. Jaw too pointed
- h. Shallow lower jaw
- i. Twisted, crooked, or overlapping permanent teeth
- j. A head that is too small/refined in proportion to the rest of the body, giving a more feminine appearance

13. **Disqualifications:**

- a. Wry or twisted face
- b. Cleft palate
- c. Blue eyes
- d. Naturally polled
- e. Dehorned
- f. Ear folded lengthwise (from the top at the ear canal, down to the tip)
- g. Ear crimped or narrowed at the base (ear canal)
- h. Elf or gopher ears
- i. Shortened lower jaw (parrot mouth)
- j. The front of the upper dental pad does not touch all incisors at any point on the teeth above the gums, prior to 24 months of age
- k. Incisor teeth protruding more than  $\frac{1}{4}$  of an inch beyond the upper dental pad, after 24 months of age
- l. Teeth not erupting in proper sequential order or position
- m. More than 8 incisors when additional teeth are not the result of the natural shedding process of deciduous (baby) teeth

14. An extreme occurrence of an above-mentioned fault

**B. Neck and Forequarters**

1. The neck should be of moderate length and in proportion to the overall length of the goat's body.
2. Fullblood bucks should have heavily muscled necks displaying masculinity.
3. Fullblood bucks should display heavier muscling through the neck and forequarters than does.
4. Shoulders should be fleshy and proportional to the body, without excessive looseness or protrusion of the shoulder blades.
5. The top of the shoulders should be broad, well rounded, and not come to a point.
6. The forequarters should be well muscled and blend smoothly into the knee.
7. **Faults:**
  - a. Neck too short, too long, or too thin
  - b. Excessive movement/looseness in the shoulder blades

- c. Sternum protruding excessively in the brisket
- d. Chest too narrow, too shallow, or too wide to the point that it causes the point of the elbow to be separated from the body
- e. Excess deposits of fat in the brisket area (wasty brisket)

**8. Disqualifications:**

9. Any extreme occurrence of an above-mentioned fault

**C. Body**

1. The body should be boldly three-dimensional, exhibiting excellent length of loin, depth of body, and width throughout the entire topline
2. Fullblood bucks should possess a more uniform depth of body from the heart girth back to the flank, favoring the heart girth.
3. This is an indication of masculinity and sufficient capacity for internal organs such as the heart and lungs, while also maintaining space in the flank for adequate rumen function.
4. The heart girth should provide ample respiratory capacity and should not appear pinched when viewed from the side or top.
5. Ribs should be well sprung.
6. The loin should be well muscled, wide, deep, and long.
7. The top line should be level throughout with an abundance of muscle from the top of the shoulders through the front of the hip.
8. Animals should exhibit adequate body conditioning relative to their age and stage of production, but no be extremely thin or show accumulation of excessive fat deposits.
9. **Faults:**
  - a. Swayback
  - b. A break/excessive dip in the top line behind the shoulders
  - c. Narrow/poorly sprung rib shape
  - d. Inadequate muscling through the back and loin
  - e. Pinched heart girth
  - f. Inadequate depth in the heart girth and excessive depth in the flank, giving a more maternal and feminine appearance
  - g. Excessive fat deposits

**10. Disqualifications:**

11. Any extreme occurrence of an above-mentioned fault

**D. Hindquarters**

1. A Fullblood buck's hip should be broad and long with a gentle slope from the hooks to the pin bones, with clearly defined and adequate width.
2. The base of the tail must be centered and straight.
3. The remainder of the tail may curve upward or to one side.
4. The area of the rear legs between the pin bones and down through the inner thigh should be well muscled, deep, full, and firm.
5. Both the inner and outer thighs should be deep, wide, and muscular.
6. There should be ample muscling extending beyond the stifle towards the hock.

7. A deep twist in Fullblood bucks is desirable, showing length between the bottom of the anus and where the leg split defines the muscling of the inner thigh.
8. **Faults:**
  - a. Hip (hooks to pins) too steep
  - b. Hip (hooks to pins) too level
  - c. Short through the hip
  - d. Too narrow between the hooks and pins
  - e. Lack of muscling
  - f. Excessive deposits of fat (typically around the tail head or behind the elbow)
9. **Disqualifications:**
  - a. Wry tail
10. An extreme occurrence of an above-mentioned fault

#### **E. Feet and Legs**

1. The legs should be strong, well placed, and in proportion with the depth of body of the animal.
2. The legs should be well jointed and smoothly blended, allowing for ease of movement and soundness over a long, productive life.
3. Legs and hooves should exhibit adequate bone and size in proportion to the overall size of the animal, neither appearing too thick or too thin.
4. The front legs should be straight: the point of the shoulder, knee, pastern, and hoof should form a straight imaginary line from the point of the shoulder to the toe while viewing from the front of the animal.
5. The rear leg should form an imaginary line from the pin bone, down to the hock, and dropping down to the dewclaw when viewed from the side or rear of the animal.
6. Pasterns should be strong and of medium length with enough angulation to allow free easy movement but should not be soft or weak.
7. Hooves should be well formed, as dark as possible, and point directly forward when viewed.
8. **Faults:**
  - a. Any deformities or abnormalities in the structure of the feet and legs
    - i. Knock knees
    - ii. Buck knees
    - iii. Calf knees
    - iv. Bowlegs
    - v. Pastern too short
    - vi. Pastern too long
    - vii. Sickie Hocked
    - viii. Post Legged (too straight in the hocks)
    - ix. Straight shouldered
  - b. Any deformities or abnormalities in the hooves
  - c. Legs that are too straight
  - d. Legs that are too weak

- e. Legs lacking sufficient bone/size in proportion to the animal's body
  - f. Hooves pointing inward or outward
  - a. Splayed toes
  - 9. **Disqualifications:**
    - a. Any foot or leg fault that adversely affects the animal's gait or causes lameness
    - b. Pasterns too weak or "down" while on the move or standing.
  - 10. An extreme occurrence of an above-mentioned fault
- F. Skin and Coverings**
- 1. The skin should be loose and supple, with no preference given to any hair type.
  - 2. Mature Fullblood bucks should have a pleated appearance to the skin on the front of, and around, the neck.
  - 3. Fullblood bucks less than 6 months of age are required to have at least 50% pigmentation on the hairless area under the tail.
    - a. This includes around the anus.
    - b. 100% pigmentation is preferred.
  - 4. Fullblood bucks 6 months of age and older are required to have at least 75% pigmentation on the hairless area under the tail.
    - a. This includes around the anus.
    - b. 100% pigmentation is preferred.
  - 5. **Faults:**
    - a. A six-month-old or older animal that does not exhibit the pleated appearance to the skin on the front of, and around the neck.
  - 6. **Disqualifications:**
    - a. Bucks under 6 months of age with less than 50% pigmentation on the hairless area under the tail
    - b. Bucks 6 months of age and older with less than 75% pigmentation on the hairless area under the tail
- G. Reproductive Organs**
- 1. Fullblood bucks must have two large, well-formed, functional testicles of equal size in a single scrotum with a distinct epididymis.
  - 2. A split in the apex of the scrotum of no greater than one inch in length is permitted but not preferred.
  - 3. The scrotum should be well attached and not overly pendulous.
  - 4. The apex of the scrotum should hang straight from the attached area of the body without having any twisting from one or both testicles.
  - 5. **Faults:**
    - a. Excessively pendulous scrotum that allows for potential damage
    - b. Split in the apex of the scrotum
  - 6. Lack of distinct epididymis
  - 7. **Disqualifications:**
    - a. Undescended or missing testicle(s)
    - b. Underdevelopment of the testicles for the age of the animal
    - c. Abnormal or diseased testicle(s)

- d. A split in the apex of the scrotum that exceeds 1 inch in length
  - e. Twisting of one or both testicles originating where the scrotum meets the body
8. An extreme occurrence of an above-mentioned fault

#### **H. Coloration**

1. The traditional Boer Goat is white bodied with a red head, but no preference is given to any hair color.

### **IV. Percentage Bucks**

#### **A. Head**

1. A Percentage buck should have a prominent, strong head with brown eyes that give a soft, gentle look to the face. They should not have an untamed or wild look. A Percentage buck should exhibit a well-formed mouth with well-opposed jaws. Percentage bucks should have a strong, masculine appearance around their heads.
2. The forehead should be prominent and form an even curve linking the nose and horns.
3. Horns, if present, should be dark, round, strong, of moderate length, positioned well apart, and have a gradual backward curve before turning outward symmetrically.
  - a. In the cases of a broken horn due to a naturally occurring accident (fighting with other animals, head getting stuck, etc.) where the other horn is still intact, no discrimination is to be placed upon the animal.
  - b. If both horns get broken, but one or both are showing signs of regrowth and repair, no discrimination is to be placed upon the animal.
4. The horns, if present, should be well spaced from the back of the neck to allow for full range of motion, without rubbing the neck at maturity.
5. Percentage bucks may be polled (hornless) or have disbudded horns.
6. Ears should be smooth and pendulous with no folds or pinches at the base of the ear canal (horizontally folded ear tips are acceptable), and with enough length to lay smoothly against the head without interfering with the eye.
  - a. In the case of one or both ears of the animal being short due to a naturally occurring accident (frostbite, dog attacks, etc.), and neither ear exhibits any other disqualifying factors at the ear canal, the animal is not to be discriminated against.
7. The front of the upper dental pad must touch all incisors, at any point on the tooth above the gum, until the goat is 24 months of age.
8. After 24 months of age, an allowance of up to  $\frac{1}{4}$  of an inch beyond the upper dental pad is permitted for incisor teeth.
9. A bite and jaw that fit correctly are still preferred
10. Teeth must erupt in the proper sequential order.
11. Deciduous (baby) teeth that have been shed prior to the eruption of permanent teeth are not to be discriminated against.

- a. Deciduous-teeth that have not yet been shed, before the corresponding permanent tooth is fully in place, are not to be discriminated against.
  - 12. There should be no more than 8 permanent incisors present;-unless there is a deciduous tooth still present as a result of the natural shedding process.
  - 13. The first two incisors should erupt no later than 24 months of age.
  - 14. **Faults:**
    - a. Dished or concave forehead/face
    - b. Bulging or wild eyes
    - c. Flat, straight, or wild type horns (elevated too far off the back of the head/neck)
    - d. Horns positioned too close together
    - e. Horns that grow too close/tight to the head or neck
    - f. Erect or airplane ears
    - g. Jaw too pointed
    - h. Shallow lower jaw
    - i. Twisted, crooked, or overlapping permanent teeth
    - j. A head that is too small/refined in proportion to the rest of the body, giving a more feminine appearance
  - 15. **Disqualifications:**
    - a. Wry or twisted face
    - b. Cleft palate
    - c. Blue eyes
    - d. Ear folded lengthwise (from the top at the ear canal, down to the tip)
    - e. Ear crimped or narrowed at the base (ear canal)
    - f. Elf or gopher ears
    - g. Shortened lower jaw (parrot mouth)
    - h. The upper dental pad does not touch all incisors at any point on the teeth above the gums, prior to 24 months of age
    - i. Incisor teeth protruding more than ¼ of an inch beyond the upper dental pad, after 24 months of age
    - j. Teeth not erupting in proper sequential order or position
    - k. More than 8 incisors when additional teeth are not the result of the natural shedding process of deciduous (baby) teeth
  - 16. An extreme occurrence of an above-mentioned fault
- B. Neck and Forequarters**
- 1. The neck should be of moderate length and in proportion to the overall length of the goat's body.
  - 2. Percentage bucks should have heavily muscled necks displaying masculinity.
  - 3. Percentage bucks should display heavier muscling through the neck and forequarters than does.
  - 4. Shoulders should be fleshy and proportional to the body, without excessive looseness or protrusion of the shoulder blades.

5. The top of the shoulders should be broad, well rounded, and not come to a point.
6. The forequarters should be well muscled and blend smoothly into the knee.
7. **Faults:**
8. Neck too short, too long, or too thin
9. Excessive movement/looseness in the shoulder blades
10. Sternum protruding excessively in the brisket
11. Chest too narrow, too shallow, or too wide to the point that it causes the point of the elbow to be separated from the body
12. Excessive deposits of fat in the brisket.
13. **Disqualifications:**
14. An extreme occurrence of an above-mentioned fault

### C. Body

1. The body should be boldly three-dimensional, exhibiting excellent length of loin, depth of body, and width throughout the entire topline
2. Percentage bucks should possess a more uniform depth of body from the heart girth back to the flank, favoring the heart girth.
3. This is an indication of masculinity and sufficient capacity for internal organs such as the heart and lungs, while also maintaining space in the flank for adequate rumen function.
4. The heart girth should provide ample respiratory capacity and should not appear pinched when viewed from the side or top.
5. Ribs should be well sprung.
6. The loin should be well muscled, wide, deep, and long.
7. The topline should be level throughout with an abundance of muscle from the top of the shoulders through the front of the hip.
8. Animals should exhibit adequate body conditioning relative to their age and stage of production but not be extremely thin or show accumulation of excessive fat deposits.
9. **Faults:**
  - a. Swayback
  - b. A break/excessive dip in the topline behind the shoulders
  - c. Narrow/poorly sprung rib shape
  - d. Inadequate muscling through the back and loin
  - e. Pinched heart girth
  - f. Inadequate depth in the heart girth and excessive depth in the flank, giving a more maternal and feminine appearance
  - g. Excessive fat deposits
10. **Disqualifications:**
11. An extreme occurrence of an above-mentioned fault

### D. Hindquarters

1. A Percentage buck's hip should be broad and long with a gentle slope from the hooks to the pin bones, with clearly defined and adequate width.
2. The base of the tail must be centered and straight.
  - a. The remainder of the tail may curve upward or to one side.

3. The area of the rear legs between the pin bones and down through the inner thigh should be well muscled, deep, full, and firm.
4. Both the inner and outer thighs should be deep, wide, and muscular.
5. There should be ample muscling extending beyond the stifle towards the hock.
6. A deep twist in Percentage bucks is desirable, showing length between the bottom of the anus and where the leg split defines the muscling of the inner thigh.
7. **Faults:**
  - a. Hip (hooks to pins) too steep
  - b. Hip (hooks to pins) too level
  - c. Lack of length through the hip (hooks to pins)
  - d. Lack of width across the hip (hooks to pins)
  - e. Lack of muscling
  - f. Excessive deposits of fat (typically around the tail head or behind the elbow).
8. **Disqualifications:**
  - a. Wry tail
9. An extreme occurrence of an above-mentioned fault

#### **E. Feet and Legs**

1. The legs should be strong, well placed, and in proportion with the depth of body of the animal.
2. The legs should be well jointed and smoothly blended, allowing for ease of movement and soundness over a long, productive life.
3. Legs and hooves should exhibit adequate bone and size in proportion to the overall size of the animal, neither appearing too thick or too thin.
4. The front legs should be straight: the point of the shoulder, knee, pastern, and hoof should form a straight imaginary line from the point of the shoulder to the toe of the foot while viewing from the front of the animal.
5. The rear leg should form an imaginary line from the pin bone, down to the hock, and dropping down to the dewclaw when viewed from the side or rear of the animal.
6. Pasterns should be strong and of medium length with enough angulation to allow free, easy movement, but should not be soft or weak.
7. Hooves should be well-formed, as dark as possible, and point directly forward when viewed.
8. **Faults:**
  - a. Any deformities or abnormalities in the structure of the feet or legs
    - i. Knock knees
    - ii. Buck knees
    - iii. Calf knees
    - iv. Bowlegs
    - v. Pasterns too short
    - vi. Pasterns too long
    - vii. Sickie hocked
    - viii. Post legged

- ix. Straight shouldered
- x. Any deformities or abnormalities in the hooves
- xi. Legs lacking sufficient bone/size in proportion to the animal's body
- xii. Hooves pointing inward or outward
- xiii. Splayed toes

**9. Disqualifications:**

- a. Any foot or leg faults that adversely affects the animal's gait or causes lameness
  - b. Pasterns too weak or "down" while on the move or standing
10. An extreme occurrence of an above-mentioned fault

**F. Skin and Coverings**

- 1. The skin should be loose and supple, with no preference given to any hair type.
  - 2. Mature Percentage bucks should have a pleated appearance to the skin on the front of, and around, the neck.
  - 3. Percentage bucks less than 6 months of age are required to have at least 50% pigmentation on the hairless area under the tail.
    - a. This includes around the anus.
    - b. 100% pigmentation is preferred.
  - 4. Percentage bucks 6 months of age and older are required to have at least 75% pigmentation on the hairless area under the tail.
    - a. This includes around the anus.
    - b. 100% pigmentation is preferred.
- 5. Faults:**
- a. A six month old or older animal that does not exhibit the pleated appearance to the skin on the front of, and around the neck.
- 6. Disqualifications:**
- a. Bucks under 6 months of age with less than 50% pigmentation on the hairless area under the tail
  - b. Bucks 6 months of age and older with less than 75% pigmentation on the hairless area under the tail

**G. Reproductive Organs**

- 1. Percentage bucks must have two large well-formed testicles of equal size in a single scrotum with a distinct epididymis.
    - 1. A split in the apex of the scrotum of no greater than one inch in length is permitted but not preferred.
    - 2. The scrotum should be well attached and not overly pendulous.
    - 3. The apex of the scrotum should hang straight from the attached area of the body without having any twisting from one or both testicles.
- 4. Faults:**
- a. Excessively pendulous scrotum that allows for potential damage
  - b. Split in the apex of the scrotum
  - c. Lack of distinct epididymis
- 5. Disqualifications:**
- a. Undescended or missing testicle(s)

- b. Underdevelopment of the testicles for the age of the animal
- c. Abnormal or diseased testicle(s)
- d. A split in the apex of the scrotum that exceeds one inch in length
- e. Twisting of one or both testicles originating where the scrotum meets the body
- f. An extreme occurrence of an above-mentioned fault

**H. Coloration**

- 1. The traditional Boer goat is white bodied with a red head, but no preference is given to any hair color.

**V. American Boer Goat Association Teeth Eruption Diagram**

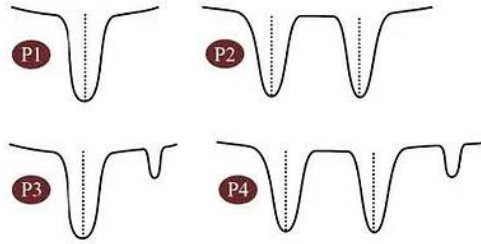


## VI. American Boer Goat Association Teat Chart

### PREFERRED TEAT STRUCTURES

Preferred teat structures offer the newborn kid the best opportunity to nurse unassisted.

Preferred teat structures consist of either one or two, well-separated, functional teats on each half of the udder (P1, P2). One additional, non-functional teat further toward the doe's stomach is not discriminated against (P3, P4).

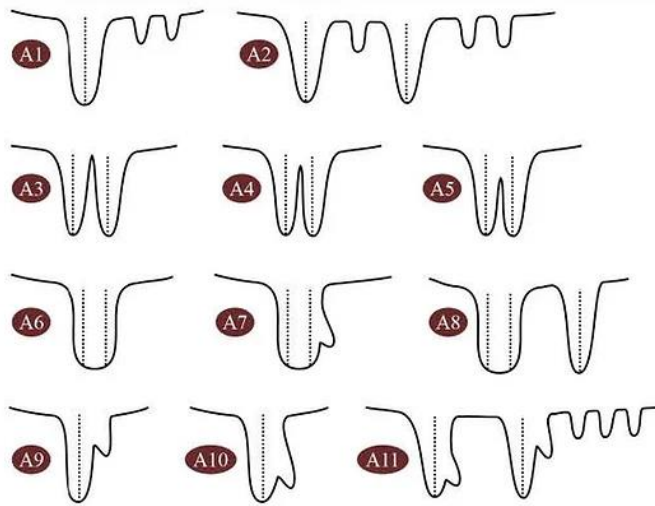


### ACCEPTABLE TEAT STRUCTURES

Acceptable teat structures should allow the newborn kid the ability to nurse unassisted and must have no more than two functional teats on each half of the udder. Some acceptable teat structures may become disqualifying over the productive life of the doe if the teat becomes difficult or impossible to nurse unassisted.

Acceptable teat structures include:

- One or more non-functional teats in addition to functional teat(s) (A1, A2, A11)
- Split teats, when at least 50% of the body of the teat is separated (A3, A4, A5)
- Teats containing two milk channels with no sign of separation between teat channels (A6, A7, A8)
- Teats with one additional, non-functional teat attached to the main teat (A7, A9, A10, A11)



### DISQUALIFYING TEAT STRUCTURES

Any teat structure that prevents a newborn kid from nursing unassisted is a disqualification.

Disqualifying structures include:

- Split teats, when less than 50% of the body of the teat is separated (D1, D2, D3, D4)
- Teats with additional, functional teat(s) attached to the main teat (D5, D6)
- Teats with more than two milk channels (D7)
- More than two functional teats on one half of the udder (D7, D8)
- Bulbous teats, or the complete lack of a milk channel on one half of the udder

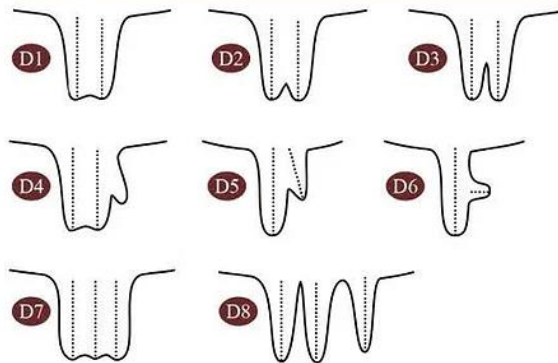


Figure 1 TEAT DIAGRAM